



• SUNA • SPACE •

... SACRED SYMBOLS ...

&

SOUL TATTOO

CEREMONY

Welcome...

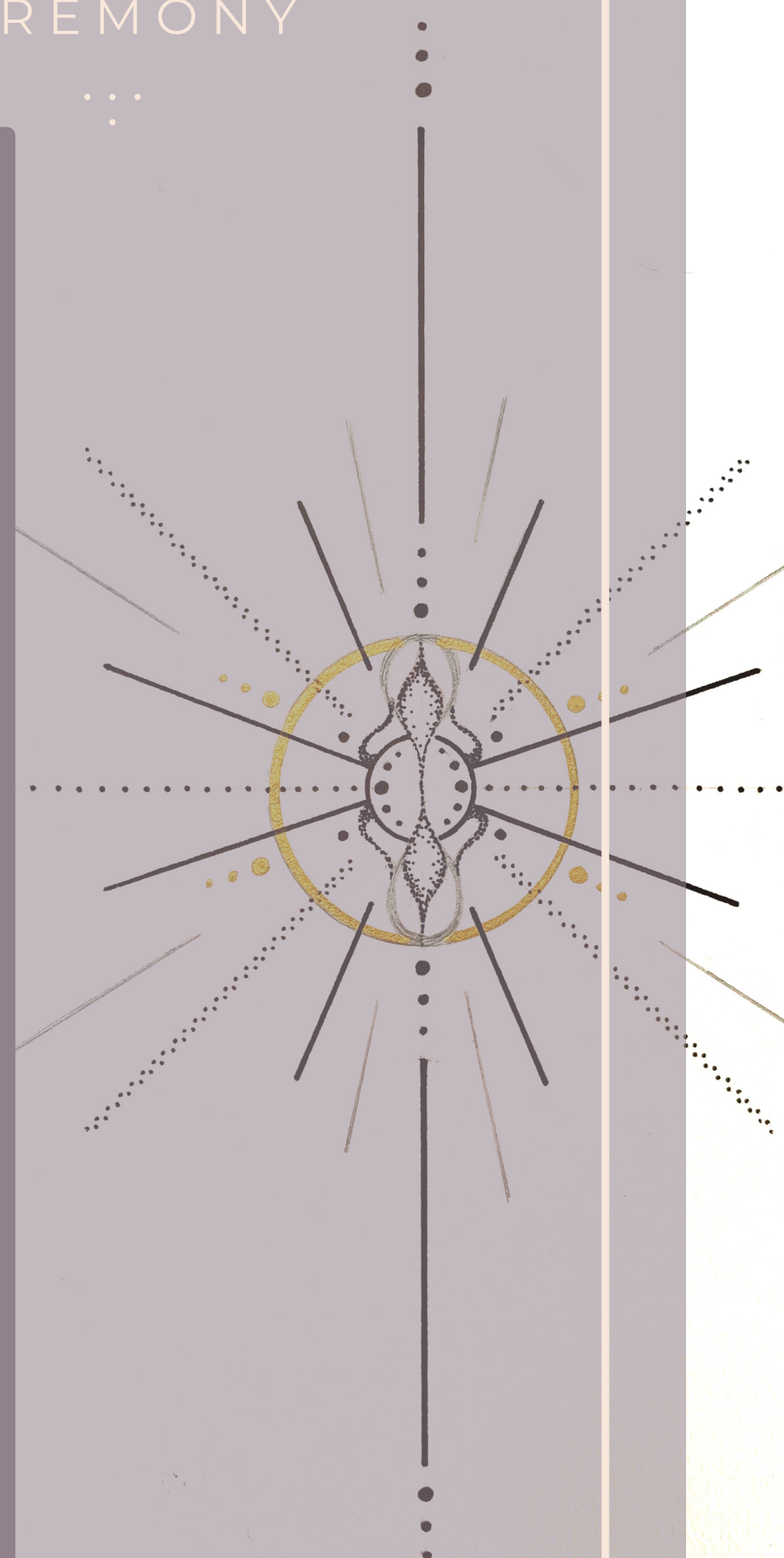
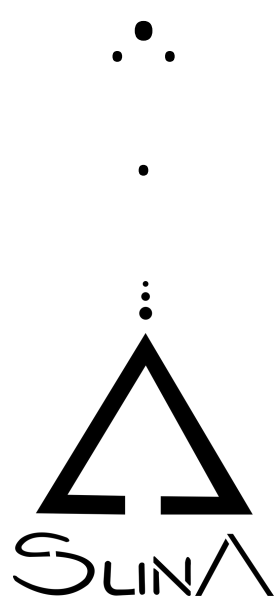
I am delighted that you decided to learn more about me and my work.

You can find all information about the creation process on the following pages.

Also you'll find a questionnaire that will help me to get to know you and the person behind.

„Dive into my universe and find yourself within.

Find your true potential and show yourself the way you are.“





• SUNA • SPACE •

SACRED SYMBOLS ∴

&

∴ EFFECT

- I will translate the deepest wish of your soul, your intention and your life path into a geometric form.

„Together we'll create a sacred symbol, that radiates exactly the energy you want to manifest in your life.“

∴

- The symbol will direct you and reminds you of your inner truth.
- My talent to feel you, allows me to feel the essence of your soul and to make it visible.

“It's time to realize your power and your beauty.“

•

Come... I will show you!





• SUNA • SPACE •

... TIME • OPENNESS ...

TRUST • DEVOTION

- Take your TIME for self reflection and be TRUTHFUL to yourself and me.

All information stay
between US.

• • •

- I am open minded, approachable, honest and transparent in my communication with you – please be the same with me, you can tell me anything that comes up within you.
-
- Together we'll cocreate your individual sacred symbol. Trust the process just like I do and don't try to control it. It's about letting go and surrender to the flow.

During the process it is possible that you can't recognize the finalized symbol yet – give yourself fully into the process and tell me all about upcoming fears, doubts and worries.

In that moment every feeling is right,
important and welcome.



• SUNA • SPACE •

... CEREMONY

&

LETTING GO ...

- Take enough time for the tattoo session. With all my heart I recommend you to reserve that day especially for you, your body, the ceremony and take the time to integrate it all.
- We'll talk about the time needed after creating your sacred symbol.
- The ceremony includes a ritual of smudging, a meditation and a Tarot reading. This will deepen your process and give you more clarity.

We'll prepare your body, mind
and soul for the tattoo.

You can fully
let go...

∴
.



... TATTOO SESSION

&

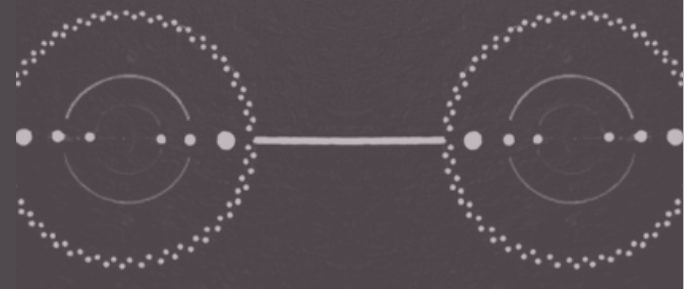
HANDPOKE ...

- All tattoos are made by hand.
This technique is called handpoke.
- I use professional and sterile tattoo needles. The same kind of needles are also used by tattoo artists who use machine.
The tattooing process is identical.

The only difference is that the needle is guided point by point directly by my hand - without a machine.

-
- This technique has many advantages.
The process is more gentle on the skin, less painful and ensures faster wound healing.
In addition, there is no unpleasant noise and no vibration.

It makes it easier for the body and mind to absorb and process the pain.



... HEALING

&

AFTERCARE ...

- The tattoo takes about 14 days to heal completely. The period of time may be longer or shorter ... that depends entirely on your personal wound healing.
- You should avoid sunbathing, swimming, taking a sauna or any kind of water sports for at least 14 days. Keep your tattoo clean and dry at any time
- To take care of your freshly made tattoo, I recommend a natural wound healing cream (e.g. my selfmade tattoo balm, "Hustle butter"), which provides your skin with sufficient moisture and care.

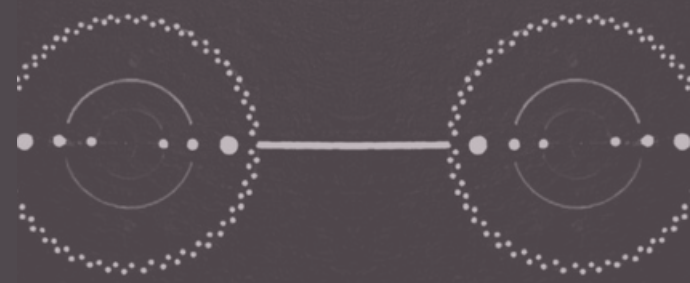
Especially for reddened skin, I recommend antiseptic wound healing cream from the pharmacy (such as "Bepathen", "Panthenol" or "Pegasus" - a vegan option).



∴ HEALING

&

AFTERCARE ∴



Care instructions

- The first 3 days 3 times a day:

First wash the tattoo with lukewarm water and a pH-neutral, perfume-free soap to gently clean the wound.

- Then apply the cream of your choice on your tattoo. Be careful not to use too much cream. Your tattoo needs enough oxygen to heal. Let it breathe.

∴

Repeat this process morning, noon and evening
for the first 4 days.

∴

- From day 4 on:

Every skin heals differently. Dry skin usually needs more care than oily skin. So check individually how often you treat your wound. I recommend at least 3 times a day until the tattoo has healed completely.



∴ RATES

&

PRICES ∴

SOUL TATTOO

∴
•

- I take an hourly rate of 150,- €. Paying the first hour is mandatory, even if your tattoo takes less than an hour.
Please doublecheck the rates with me as they can vary depending on the country we are working in.
- The total price depends on the size, your individual skin texture and placement of the tattoo.
The design process of the symbol is included in the hourly rate of your tattoo.
- Think about a budget you want to spend on your tattoo and I am more than happy to keep it in mind before I start creating for you.

XS

150,-€



S

300,-€



M

600,-€



... RATES

&

PRICES ...

- It give you an idea about size and prices you can check the pictures aside.
- Look for a few art pieces you like from my pages and let me know which aspects you like so it makes the design process more easy.
- If you get ideas yourself feel free to share your thoughts, ideas and sketches with me. I love to cocreate.
- I will definitely inform you about the expected price range after we agreed on the design and placement. Please be compassionate since I can not estimate the total costs before I finished tattooing. It really depends on the placement on your body (different spots have different skin texture) and on how your skin takes the ink in general.

L

900,-€



XL

1500,-€



... RATES

&

PRICES ...

Ceremony

Smudging Ritual
Meditation
Tarot Reading

100,-€
1-1,5 hours.

We will create a sacred space for your body, mind and soul to be able to drop into the present moment.



It's time to set your intention in connection with your true Self.



Special cases

Are you a student, low wage earner
or financially limited for special reasons?

Talk to me about it ...
We will find a suitable solution.



... SYMBOL

&

LOGO ...

SACRED SYMBOL

I would be pleased to to draw your very own symbol and send you the original drawing by mail.

Send me your 3-5 words ...
and I will surprise you!

<u>Small:</u>	A5	150,- €
<u>Medium:</u>	A4	200,- €
<u>Large:</u>	A4	250,- €

Also possible with color on request.

SOUL Business LOGO

Logo- Design


incl. 3 adjustments

digitalization

2 different colors (b/w)

500 ,- €

Color combinations available with extra charge.



• SUNA • SPACE •

... QUESTIONNAIRE

&

DEPOSIT ...

Have you decided to work with me?

...

.

Then send me your completed questionnaire
to the following email address:

info@suna-space.com

and send a deposit of € 150 to the
following account:

Denise Majer
DE69 1005 0000 6013 7762 94
BELADEBEXXX

The deposit is used to create your symbol and
secure an appointment for your tattoo session.

Do you still have questions?

.



• SUNA • SPACE

∴ SACRED SYMBOLS ∴

&

SOUL TATTOO

CEREMONY

Now you have all the information
you need.

Take your time to let all sink in and
truly feel into it.

If you are ready to go explore what
your soul truly needs...

∴

.

... I am here for YOU!

I'm looking forward to US

With Love

