



• SUNA • BODYART •

∴ SACRED SYMBOLS ∴

&

HANDPOKE TATTOO

CEREMONY

Welcome...

I am delighted that you decided to learn more about me and my work.

You can find all lots of information about the creation process on the following pages.

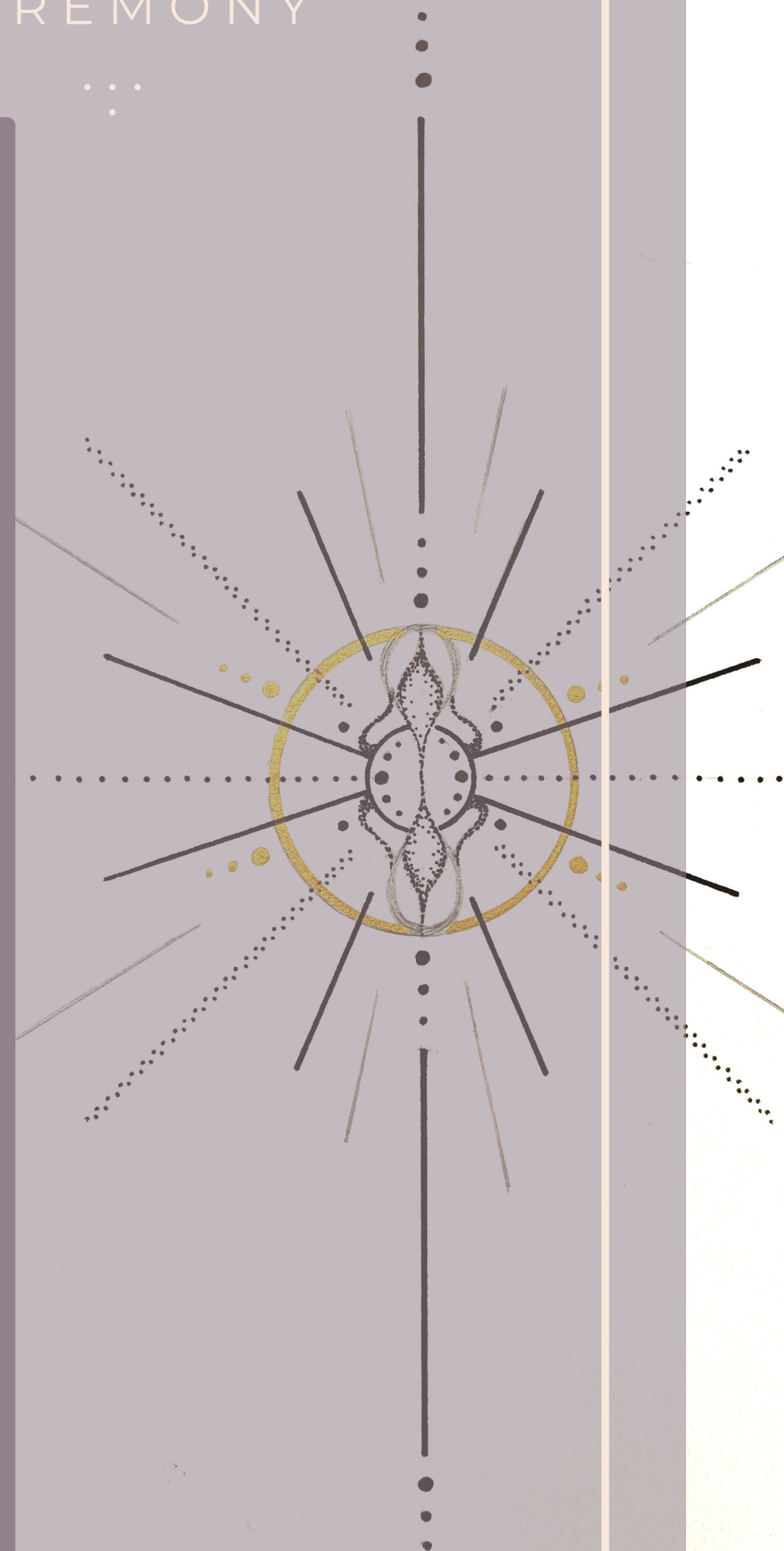

Also you'll find a questionnaire that will help me to get to know you and the person behind.

---

„Dive into my universe and find yourself within.

Find your true potential and show yourself the way you are.“

∴



• SUNA • BODYART •

SACRED SYMBOLS ...

&

... EFFECT

... I will translate the deepest wish of your soul, your intention and your life path into a geometric form.

---

„Together we'll create a sacred symbol, that radiates exactly the energy that you want to manifest in your life.“

...

... The symbol will direct you and reminds you of your inner truth.

... My talent to feel you, allows me to feel the essence of your soul and to make it visible.

---

“It's your time to realize your power and your beauty.“

...

Come... I will show you!



• SUNA • BODYART •

∴ TIME • OPEN MIND ∴

TRUST • DEVOTION

∴ Take your TIME for self reflexion and be OPEN minded to yourself and me.

All information stays  
between US.

∴

∴ I am open minded, approachable, honest and transparent in my communication with you – please be the same with me, you can tell me whatever shows up within you.

---

∴ Together we'll work out your individual sacred symbol. Give your trust into the process just like I do and stop any control.

During the process it is possible that you can't recognize the finalized symbol yet – give yourself fully into the process and tell me all about upcoming fears, doubts and worries.

Within that moment every feeling is right, important and welcome.

∴

• SUNA • BODYART •

... CEREMONY

&

LETTING GO ...

... Take enough time for the tattoo session. With all my heart I recommend you to reserve that day especially for you, your body, the ceremony and take the time and a calm moment to integrate.

... We'll talk about the time needed after creating your sacred symbol.

... The ceremony contains a ritual of smoking, a meditation and the work with Tarot cards. That will deepen your process and give you more clarity.

---

We'll prepare your body, mind  
and soul for the tattoo.

You can fully  
release...

...



∴ TATTOO SESSION

&

TECHNIQUE ∴

∴

∴. All tattoos are engraved by hand.  
This technique is called handpoke.

∴. I use professional and sterile tattoo  
needles. Same kind of needles are also used  
by tattoo artists who use machine.  
The tattoo process is also identical.


The only difference is that the needle is  
guided point by point directly by my hand -  
without a machine.

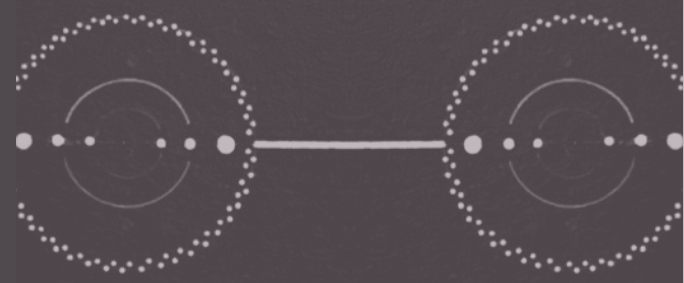
---

∴. This technique has many advantages.  
The process is gentler on the skin, less  
painful and ensures faster wound healing.  
In addition, there is no unpleasant noise and  
no vibration.

This makes it easier for the body and mind  
to absorb and process the pain.

∴





... HEALING

&

CARE ...

... The tattoo takes about 14 days to heal completely. The period of time may be longer or shorter ... that depends entirely on your personal wound healing.

... The tattoo takes about 14 days to heal completely. The period of time may be longer or shorter ... that depends entirely on your personal wound healing.

... To take care of your freshly made tattoo, I recommend a natural wound healing ointment (e.g. own production, "Hustle butter"), which provides your skin with sufficient moisture and care.

Especially for reddened skin, I recommend antiseptic wound healing ointments from the pharmacy (such as "Bepathen", "Panthenol" or "Pegasus" - it's vegan).

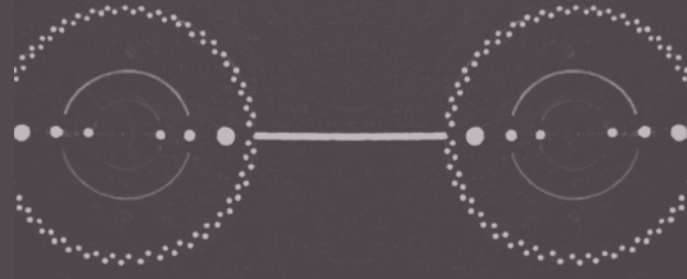
...



∴ HEALING

&

CARE ∴



### Care instructions

∴ The first 4 days 3 times a day:

First, wash the tattoo with lukewarm water and a pH-neutral, perfume-free soap. This gently cleans the wound.

∴ Then you cream your tattoo with the cream of your choice. Be careful not to use too much cream. Your tattoo needs enough oxygen to heal.

∴

Let the cream work and repeat this process morning, noon and evening for the first 4 days.

∴

∴ From day 5 on:

Every skin heals differently. Dry skin usually needs more care than oily skin. So check individually how often you treat your wound. I recommend at least 3 times a day until the tattoo has healed completely.

∴



∴ PACKAGES

&

PRICES ∴

∴ Creating the symbol  
incl. 3 adjustments

150,- €

+

∴ Tattoo session & size ∴

∴ Small

Size up to 4x4cm or 2x8cm  
total up to 16cm<sup>2</sup>  
incl. ceremony

300,- €

∴ Medium

Size up to 8x8cm or 4x12cm  
total up to 64cm<sup>2</sup>  
incl. ceremony

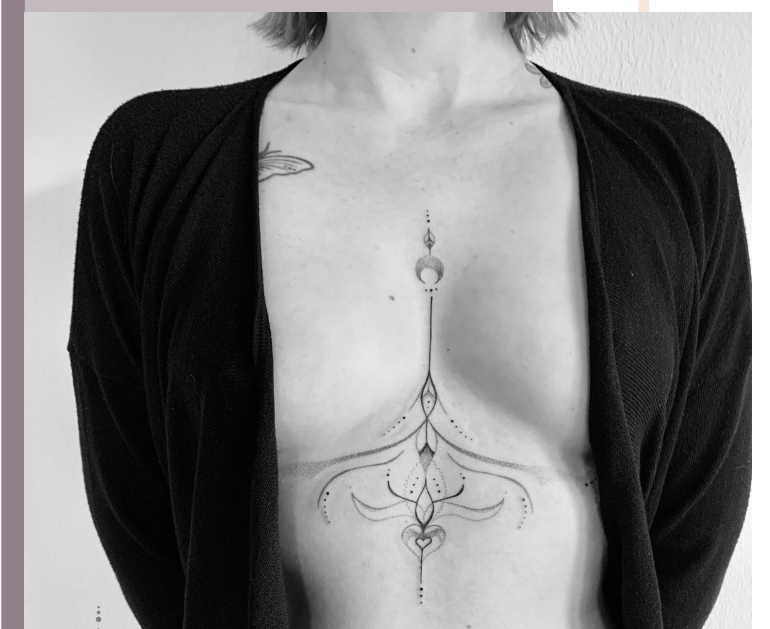
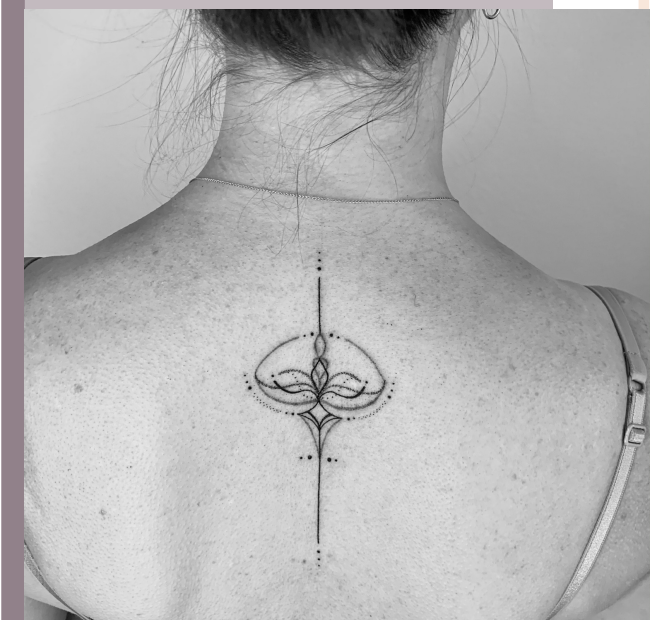
500,- €

∴ Large

Size up to 15x15cm or 10x20cm  
total up to 240cm<sup>2</sup>  
incl. ceremony

800,- €

∴



... PACKAGES


&

PRICES ...

... Xtra - Large

Size up to 22x22cm or 10x20cm  
total up to 240cm<sup>2</sup>  
incl. ceremony  
2 sessions

1200 ,- €



**XL**



... Tattoo without ceremony ...

Do you want to beautify your body  
or let's get creative with your own ideas?

... I'm looking forward to ...  
a relaxed session with you.

150,-€ /  
tattoo hour

Maybe some extra charge for the design.



∴ PACKAGES

&

PRICES ∴

## ∴ Finger Tattoos

incl. creating the symbol and  
up to 3 adjustments  
incl. ceremony

250,- €  
first finger  
+ 150,- €  
each further



## ∴ Special cases

Do you have an idea that you cannot recognize in one of the packages? Or are you planning a particularly large project?

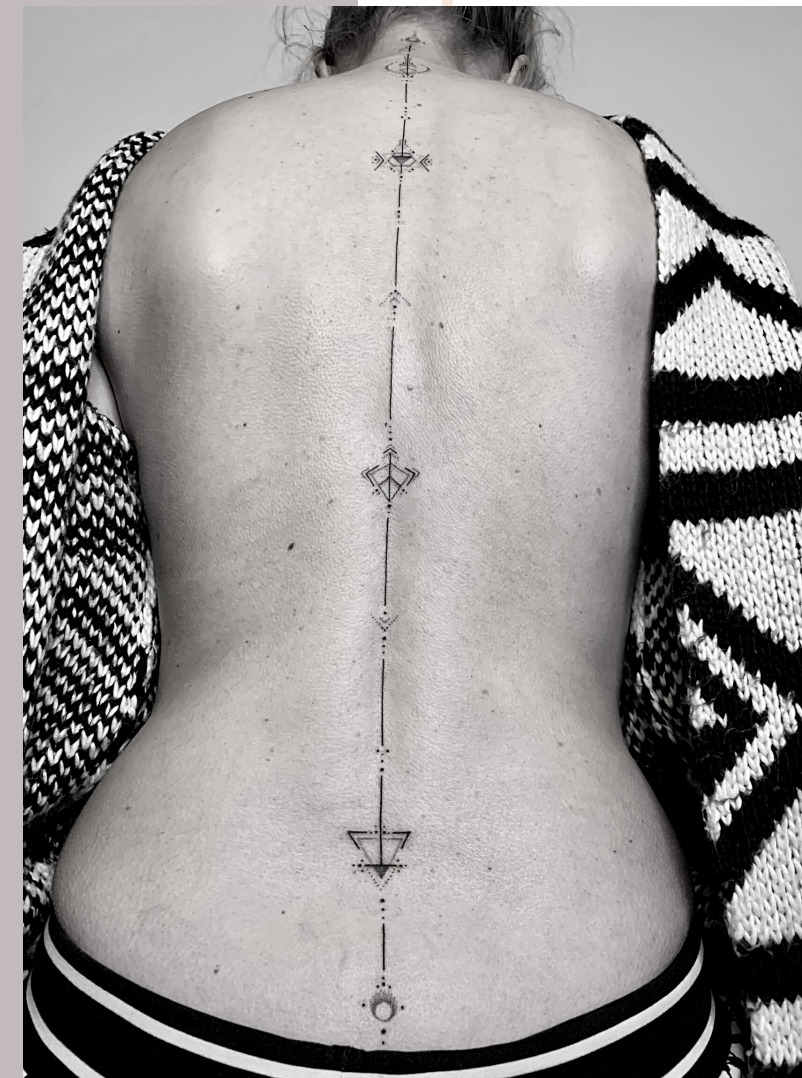
I look forward to your creative project ideas

∴

Are you a student, low wage earner  
or financially limited for special reasons?

Talk to me about it ...  
We will find a suitable solution.

∴



∴ SYMBOL

&

LOGO ∴

## ∴ Your personal symbol

I would be pleased to draw your very own symbol and send you the original drawing by post.

Send me your 3-5 words ...  
and I will surprise you!

<u>Small:</u>	150,- €
<u>Medium:</u>	200,- €
<u>Large:</u>	250,- €

Also possible with color on request.

---

## ∴ Soul- business Logo

### Logo-design


incl. 3 adjustments

digitalization

2 different colors (b/w)

500,- €

Color combinations available with extra charge.



• SUNA • BODYART •

... QUESTIONNAIRE

&

DEPOSIT ...

Could you make a decision?

...

Then send me your completed questionnaire  
to the following email address:

[sunabodyart@gmail.com](mailto:sunabodyart@gmail.com)

and send a deposit of € 150 to the  
following account:

Denise Majer  
DE69 1005 0000 6013 7762 94  
BELADEBEXXX

The deposit is used to create your symbol and  
secure an appointment for your tattoo session.

Do you still have questions?

•



• SUNA • BODYART •

∴ SACRED SYMBOLS ∴

&

HANDPOKE TATTOO

CEREMONY

Now you have all the information  
about the process.

Take your time to let all the  
information take its effect.

When you are ready to discover  
together with me  
what exactly your soul needs,


∴

then I am there for you!

• I'm looking forward to US •

With Love

• SUNA •



[WWW.INSTAGRAM.COM/SUNABODYART](http://WWW.INSTAGRAM.COM/SUNABODYART)



[WWW.FACEBOOK.COM/SUNABODYART](http://WWW.FACEBOOK.COM/SUNABODYART)